

Portraits knowledge organiser

Vocabulary

Proportion- size and relationship between different parts of an image

Symmetry- the same on both sides

Gridding- method to transfer an image carefully using small squares to break up the image into small parts

Shadow- blocked light

Composition- arrangement of shapes in a given space

Scale- the overall physical size of an artwork or object compared to another

Definition- clear and distinct



A **portrait** is a **painting**, **photograph**, **sculpture**, or other artistic representation of a person, in which the face and its expressions are predominant. The intent is to display the likeness, **personality**, and even the mood of the person.

A portrait often shows a person looking directly at the painter or photographer, in order to most successfully engage the subject with the viewer.

What rules could we use to help us with the **proportions** of a face?

- * The eyes are halfway between the top of the head and the chin.
- * The bottom of the nose is halfway between the eyes and the chin.
- * The mouth is halfway between the nose and the chin.
- * The corners of the mouth line up with the centers of the eyes.
- * The top of the ears line up with the center of the eyes.
- * The bottom of the ears line up with the bottom of the nose.

Top line

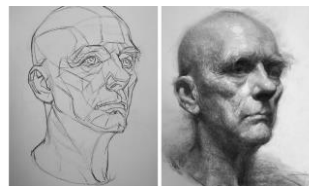

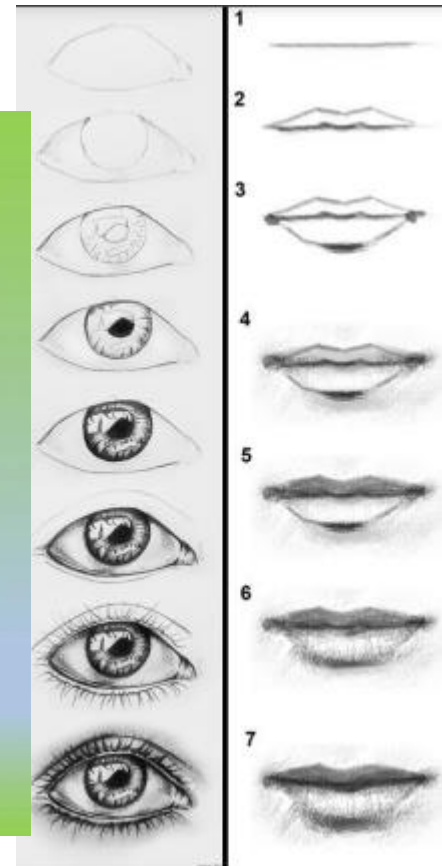
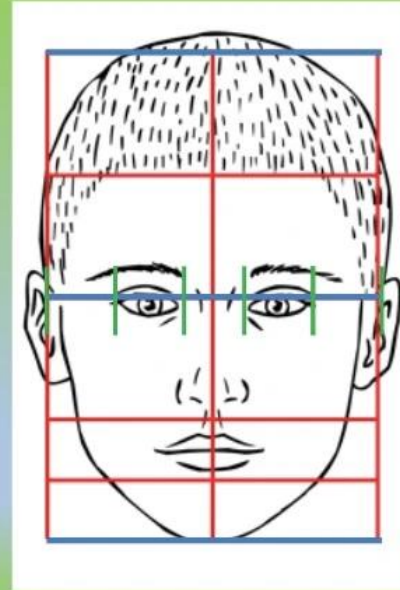
1/4 up (hair line)

Half way (eyes)

1/4 down (bottom of nose)

1/8 down (mouth)

Bottom line



The **grid** method involves drawing a grid over your reference photo, and then drawing a grid of equal ratio on your work surface. Then you draw the image on your canvas, focusing on one square at a time, until the entire image has been transferred.

